



公務人員公積金制度 – 銀行存款組合

29/02/2016

Provident Fund Scheme for Workers in the Public Services – Bank Deposit Portfolio

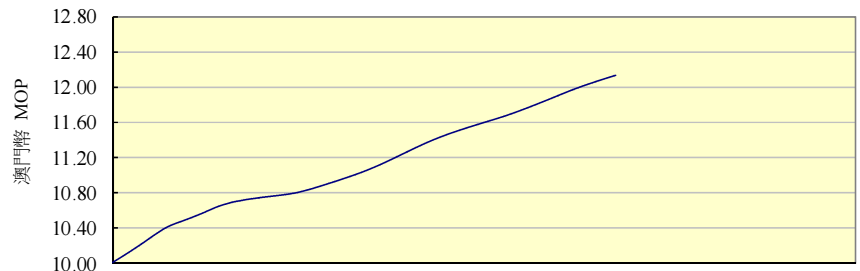
投資目標 Investment Objective

在最低利率風險的情況下保障資本  
 Preservation of capital with minimal interest rate risk

組合表現 Portfolio Performance

	年初至今 YTD	一個月 One Month	三個月 Three Months	六個月 Six Months	一年 One Year	三年 Three Years	五年 Five Years	自推出 Since Launch
累積回報 Cumulative Return	0.27%	0.13%	0.41%	0.85%	1.87%	5.84%	11.00%	21.30%
年率化回報 Annualized Return	---	---	---	---	1.87%	1.91%	2.11%	2.16%

出資單位淨值變動  
 Evolution of Unit NAVs

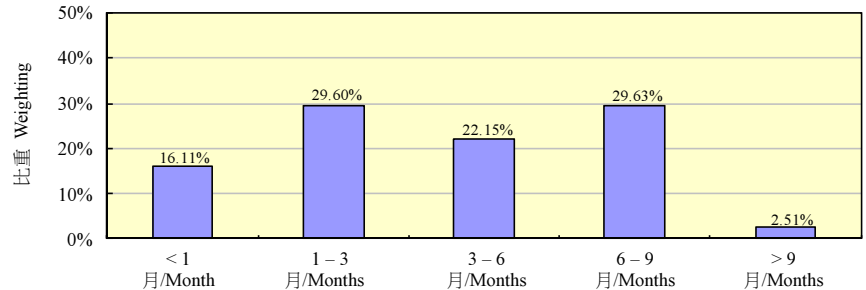


組合資料 Portfolio Details

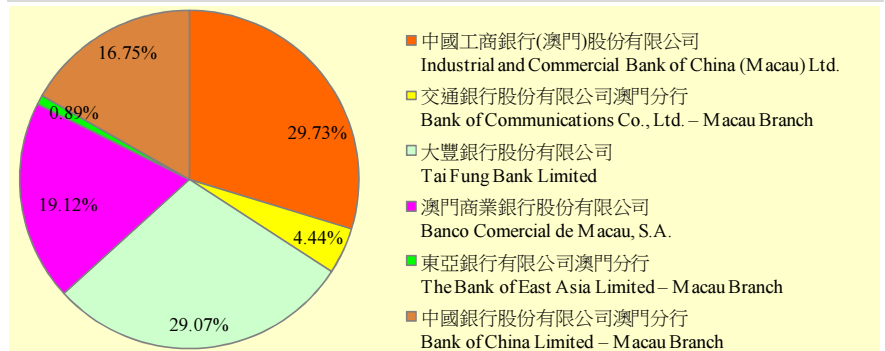
管理: Management:	退休基金會 Fundo de Pensões
貨幣: Currency:	澳門幣 MOP
推出日期: Launch Date:	26/02/2007 26/02/2007
推出價: Launch Price:	澳門幣 10.0000 元 MOP10.0000
出資單位淨值: Unit NAV:	澳門幣 12.1299 元 MOP12.1299
出資單位數目: No. of Units:	185,594,555.4758 185,594,555.4758
組合資產: Portfolio Size:	澳門幣 2,251.25 百萬元 MOP2,251.25m

存款到期日分佈 Distribution of Deposits by Maturity

剩餘到期日  
 Remaining Maturity



存款銀行分佈 Distribution of Deposits by Bank



存款分配 Deposit Allocation

類型 Type	比重 Weighting
定期存款 Fixed Deposits	98.97%
儲蓄存款 Savings Deposits	1.03%

其他資料 Other Information:

- 組合表現是按出資單位淨值作為比較基礎，其中存款利息作滾存再投放，並以澳門幣為計算單位。  
 Portfolio performance is calculated in MOP on per unit NAV-to-NAV basis, with deposit interests reinvested.
- 如需獲取組合的進一步資料，請參閱第 15/2006 號行政法規。  
 For further portfolio details, please refer to Administrative Regulation No.15/2006.