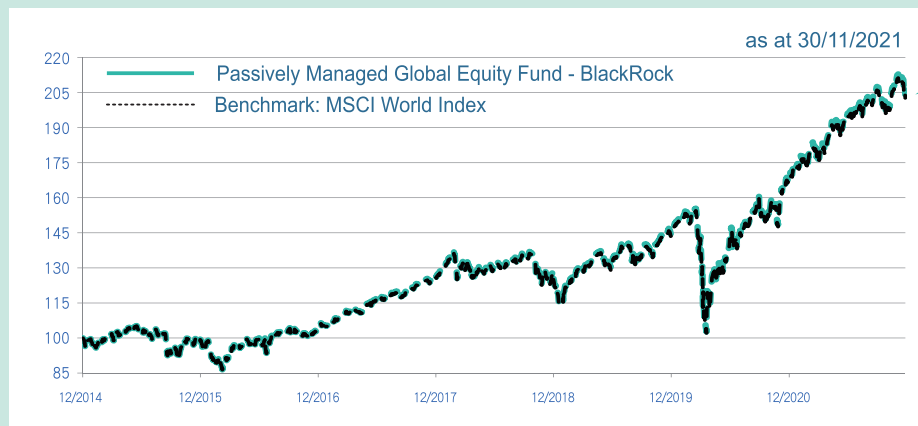


## Passively Managed Global Equity Fund - BlackRock



### Comparison between the Fund Return and the Benchmark Return

#### Fund Performance Chart



Since the initial investment date of the fund under the Provident Fund Scheme, cumulatively **outperform** its benchmark by **1.54 percentage points**









	From 05/12/2014 to 30/11/2021	
	Cumulative return	Annualized return <sup>#</sup>
Fund	104.15%	10.75%
Benchmark	102.61%	10.63%
Difference (percentage points)	1.54 	0.12 







The initial investment date of the fund under the Provident Fund Scheme is 05/12/2014. The fund performance is calculated net of the total annual fee of the Provident Fund Scheme.

<sup>#</sup> The annualized return indicates the average yearly return of the fund over the specific period.

#### Monthly Performance in 2021



	Jan	Feb	Mar	Apr	May	Jun
Fund	-0.99%	2.58%	3.34%	4.67%	1.46%	1.48%
Benchmark	-0.99%	2.56%	3.33%	4.65%	1.44%	1.49%
Difference (percentage points)	--- 	0.02 	0.01 	0.02 	0.02 	-0.01 

	Jul	Aug	Sep	Oct	Nov	YTD (30/11/2021)
Fund	1.79%	2.48%	-4.13%	5.67%	-2.18%	16.92%
Benchmark	1.79%	2.49%	-4.15%	5.66%	-2.19%	16.82%
Difference (percentage points)	--- 	-0.01 	0.02 	0.01 	0.01 	0.10 

The fund performance is calculated net of the total annual fee of the Provident Fund Scheme.

#### Annual Performance

	05/12/2014*- 31/12/2014	2015	2016	2017	2018	2019	2020
Fund	-1.57%	-0.77%	7.69%	22.62%	-8.62%	27.77%	15.95%
Benchmark	-1.58%	-0.87%	7.51%	22.40%	-8.71%	27.67%	15.90%
Difference (percentage points)	0.01 	0.10 	0.18 	0.22 	0.09 	0.10 	0.05 

The fund performance is calculated net of the total annual fee of the Provident Fund Scheme.

\* The initial investment date of the fund under the Provident Fund Scheme is 05/12/2014. Therefore, the return only reflected the performance between 05/12/2014 and 31/12/2014.