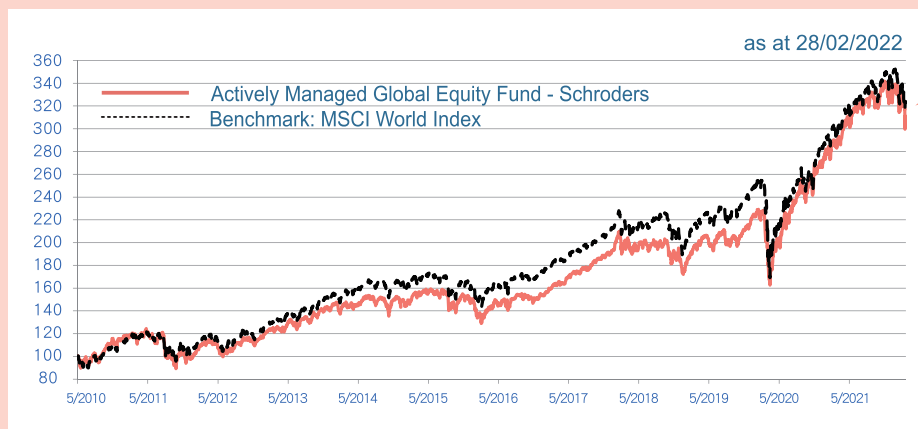


## Actively Managed Global Equity Fund - Schroders



### Comparison between the Fund Return and the Benchmark Return

#### Fund Performance Chart



Since the initial investment date of the fund under the Provident Fund Scheme, cumulatively underperform its benchmark by **12.81 percentage points**






	From 10/05/2010 to 28/02/2022	
	Cumulative return	Annualized return <sup>#</sup>
Fund	210.81%	10.08%
Benchmark	223.62%	10.46%
Difference (percentage points)	-12.81 	-0.38 

The initial investment date of the fund under the Provident Fund Scheme is 10/05/2010. The fund performance is calculated net of the total annual fee of the Provident Fund Scheme.













<sup>#</sup> The annualized return indicates the average yearly return of the fund over the specific period.

#### Monthly Performance in 2022

	Jan	Feb	YTD (28/02/2022)
Fund	-4.83%	-3.13%	-7.81%
Benchmark	-5.29%	-2.53%	-7.69%
Difference (percentage points)	0.46 	-0.60 	-0.12 

The fund performance is calculated net of the total annual fee of the Provident Fund Scheme.

#### Annual Performance

	10/05/2010*- 31/12/2010	2011	2012	2013	2014	2015	2016	2017**	2018	2019***	2020	2021
Fund	16.03%	-14.14%	16.98%	25.59%	2.24%	0.18%	2.48%	26.38%	-8.87%	25.99%	23.28%	22.69%
Benchmark	12.29%	-5.54%	15.83%	26.68%	4.94%	-0.87%	7.51%	22.40%	-8.71%	27.67%	15.90%	21.82%
Difference (percentage points)	3.74 	-8.60 	1.15 	-1.09 	-2.70 	1.05 	-5.03 	3.98 	-0.16 	-1.68 	7.38 	0.87 

The fund performance is calculated net of the total annual fee of the Provident Fund Scheme.

\* The initial investment date of the fund under the Provident Fund Scheme is 10/05/2010. Therefore, the return in 2010 only reflected the performance between 10/05/2010 and 31/12/2010.

\*\* The annual performance of the fund for the year of 2017 was amended from 26.35% to 26.38% as the final TER was audited.

\*\*\* The annual performance of the fund for the year of 2019 was amended from 26.00% to 25.99% as the final TER was audited.