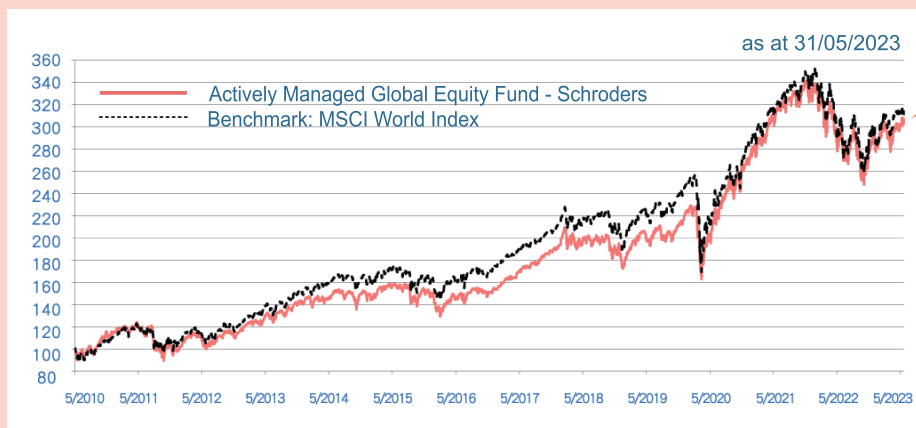


Actively Managed Global Equity Fund - Schroders



Comparison between the Fund Return and the Benchmark Return

Fund Performance Chart









Since the initial investment date of the Provident Fund Scheme in the fund, cumulatively underperform its benchmark by **8.67 percentage points**
















| | From 10/05/2010 to 31/05/2023 | |
|--------------------------------|---|---|
| | Cumulative return | Annualized return |
| Fund | 202.76% | 8.85% |
| Benchmark | 211.43% | 9.09% |
| Difference (percentage points) | -8.67  | -0.24  |

The initial investment date of the Provident Fund Scheme in the fund is 10/05/2010.

Monthly Performance in 2023

| | Jan | Feb | Mar | Apr | May | YTD (31/05/2023) |
|--------------------------------|---|--|---|---|--|---|
| Fund | 5.48% | -1.43% | 1.01% | 1.57% | 0.97% | 7.72% |
| Benchmark | 7.08% | -2.40% | 3.09% | 1.75% | -1.00% | 8.52% |
| Difference (percentage points) | -1.60  | 0.97  | -2.08  | -0.18  | 1.97  | -0.80  |

Annual Performance

| | 10/05/2010-31/12/2010 | 2011 | 2012 | 2013 | 2014 | 2015 | 2016 | 2017 | 2018 | 2019 | 2020 | 2021 | 2022* |
|--------------------------------|--|---|--|---|---|--|---|---|---|---|--|--|--|
| Fund | 16.03% | -14.14% | 16.98% | 25.59% | 2.24% | 0.18% | 2.48% | 26.38% | -8.87% | 25.99% | 23.28% | 22.68% | -16.63% |
| Benchmark | 12.29% | -5.54% | 15.83% | 26.68% | 4.94% | -0.87% | 7.51% | 22.40% | -8.71% | 27.67% | 15.90% | 21.82% | -18.14% |
| Difference (percentage points) | 3.74  | -8.60  | 1.15  | -1.09  | -2.70  | 1.05  | -5.03  | 3.98  | -0.16  | -1.68  | 7.38  | 0.86  | 1.51  |

The fund performance is calculated net of the total annual fee of the Provident Fund Scheme.

*The annual performance of the fund for the year of 2022 was amended from -16.64% to -16.63% as the final TER was audited.