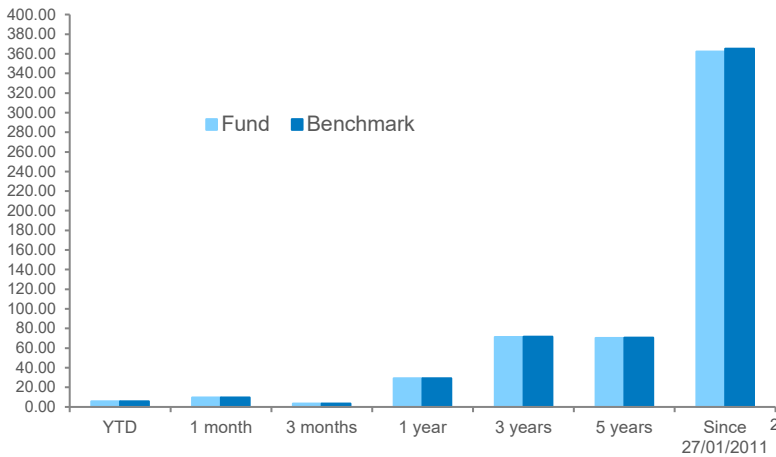


### Performance Chart (%)



### Fund Details

Umbrella	BlackRock Index Selection Fund
ISIN	IE00B62WG306
Bloomberg ticker	BGIWUIA
Domicile	Ireland
Fund structure	Unit Trust / UCITS
Base currency	USD
Benchmark	MSCI World Index
Fund inception	15 April 2010
Fund size (m)	\$ 29,923.54
No. of holdings	1,312
No. of countries	23
Achieved tracking error	0.04%
Administrator	JP Morgan Administration Services (Ireland) Limited
Trustee	JP Morgan Bank (Ireland) plc
Dealing frequency	Daily
Dealing deadline	2:30pm Irish time on Dealing Day – 1
Settlement	Dealing Day + 3
Total Annual Fee	Please login to the Pension Fund's website <a href="http://www.fp.gov.mo">www.fp.gov.mo</a> for detailed information.
Bid-Ask spread <sup>1</sup>	NAV x (1 + 0.06%) (Theoretical subscription price) NAV x (1 - 0.02%) (Theoretical redemption price)

### Cumulative Return (%)

	YTD	1 month	3 months	1 year	3 years	5 years	Since 27/01/2011 <sup>2</sup>
Fund	5.67	9.60	3.36	29.07	71.17	70.34	362.19
Benchmark	5.68	9.59	3.36	29.16	71.49	70.71	365.15

### Fund Commentary

Global developed equities generated positive return in April 2026. During the period under review the Fund continued to track this benchmark closely. MSCI World Index was up 9.59%, while the fund (net of standard fee) was up 9.60%, both in USD terms.

<sup>1</sup>The theoretical limits of the bid/ask spread showing in the fund factsheet are 0.02% (bid)/0.06% (ask) respectively. When investors make subscription/redemption, the theoretical prices of subscription/redemption are calculated based on the net asset value (NAV) after adding/deducting the related bid/ask spread.

Assuming the NAV of a particular dealing date is USD10, the highest theoretical prices of subscription/redemption are USD10.006 and USD9.998 respectively.

### Annualized Return (%)

	3 years	5 years	Since 27/01/2011 <sup>2</sup>
Fund	19.62	11.24	10.55
Benchmark	19.70	11.29	10.59

### Annual Performance Table (%)

	2025	2024	2023	2022	2021	2020	2019	2018	2017	2016	2015	2014	2013	2012	27/01/2011 <sup>2</sup> - 31/12/2011
Fund	21.01	18.58	23.75	-18.15	21.78	15.82	27.61	-8.73	22.47	7.53	-0.97	4.86	26.59	15.73	-8.57
Benchmark	21.09	18.67	23.79	-18.14	21.82	15.90	27.67	-8.71	22.40	7.51	-0.87	4.94	26.68	15.83	-8.54

The cumulative return, annualized return and annual performance of the Fund shown above are net of standard fee (including investment management fee and other expenses).

<sup>2</sup> The Inception date for iShares Developed World Index Fund (IE) - Institutional Acc Class: 27/01/2011

### Investment Objective

The fund seeks to provide a total return, taking into account both capital and income returns, which reflects the total return of the developed world equity markets. The Fund is fully replicated and no leverage are involved in managing the fund.

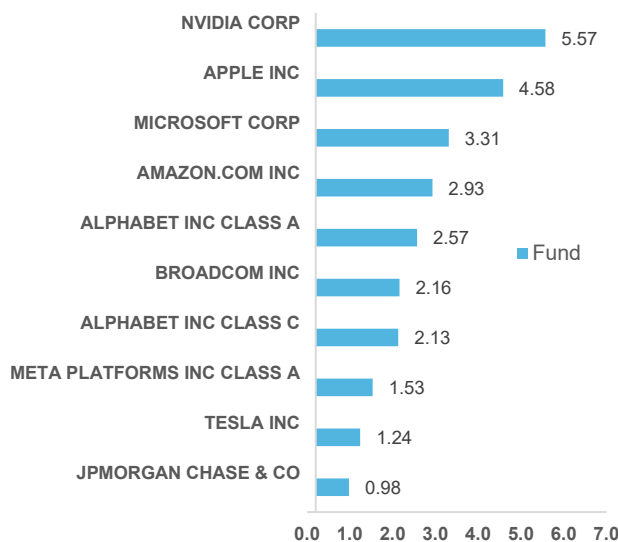
### Key Benefits

- Reduced tracking error to benchmark index;
- Diversified portfolio of around 1,300 securities tracking the sector exposure of the index;
- Minimised transaction costs leveraging our trading expertise and experience.

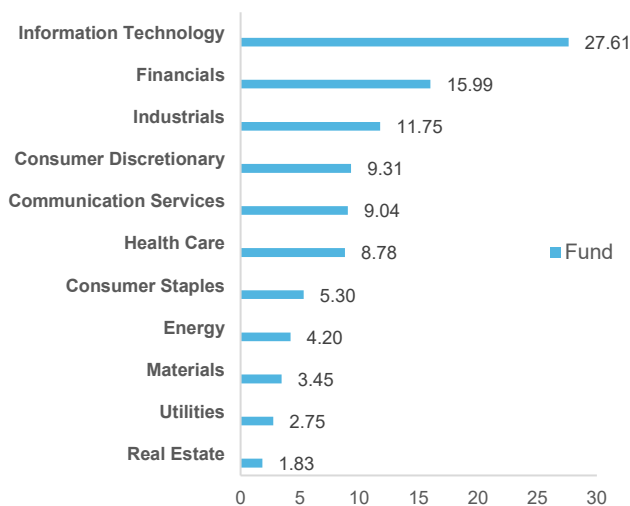
### About the Benchmark

The MSCI World Index captures large and mid-cap representation across 23 Developed Markets (DM) countries. The top 10 countries are Australia, Canada, France, Germany, Japan, Netherlands, Sweden, Switzerland, the UK and the US. The index covers approximately 85% of the free float-adjusted market capitalization in each country.

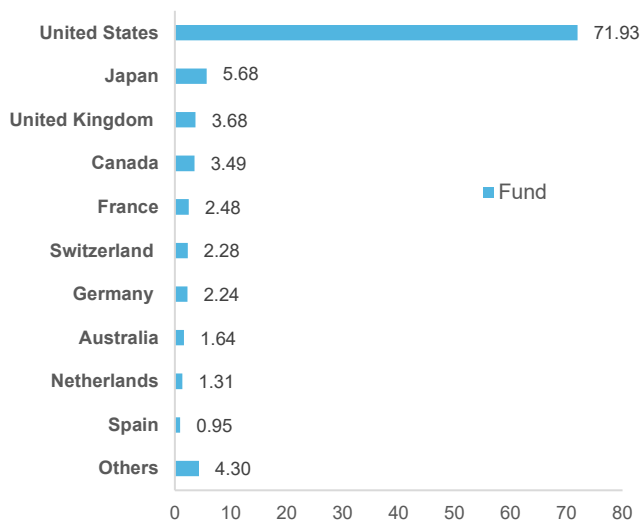
### Top 10 holdings (%)



### Sector Allocation (%)



### Country Allocation (%)



### Important information

Past performance is not a guide to future performance and should not be the sole factor of consideration when selecting a product. All financial investments involve an element of risk. Therefore, the value of your investment and the income from it will vary and your initial investment amount cannot be guaranteed. The fund may invest a large portion of assets which are denominated in other currencies; hence changes in the relevant exchange rate will affect the value of the investment.

The Company is an investment company with variable capital and having segregated liability between its funds incorporated with limited liability under the laws of Ireland. The Company is an umbrella undertaking for collective investment in transferable securities (UCITS) governed by Irish law and authorised by the Financial Regulator in Ireland. The Company has obtained the status of "recognised scheme" for the purposes of the UK Financial Services and Markets Act 2000. Some or all of the protections provided by the UK regulatory system will not apply to investments in the Company. Compensation under the UK Investors Compensation Scheme will generally not be available.

Nothing herein constitutes an offer to invest in the Company. Any decision to invest must be based solely on the information contained in the Company's Prospectus, Simplified Prospectus and the latest half-yearly report and unaudited accounts and/or annual report and audited accounts. Investors should read the fund specific risks in the Simplified Prospectus. The distribution of this information in certain jurisdictions may be restricted and, persons into whose possession this information comes are required to inform themselves about and to observe such restrictions. Prospective investors should take their own independent advice prior to making a decision to invest in this fund about the suitability of the fund for their particular circumstances, including in relation to taxation, and should inform themselves as to the legal requirements of applying for an investment.